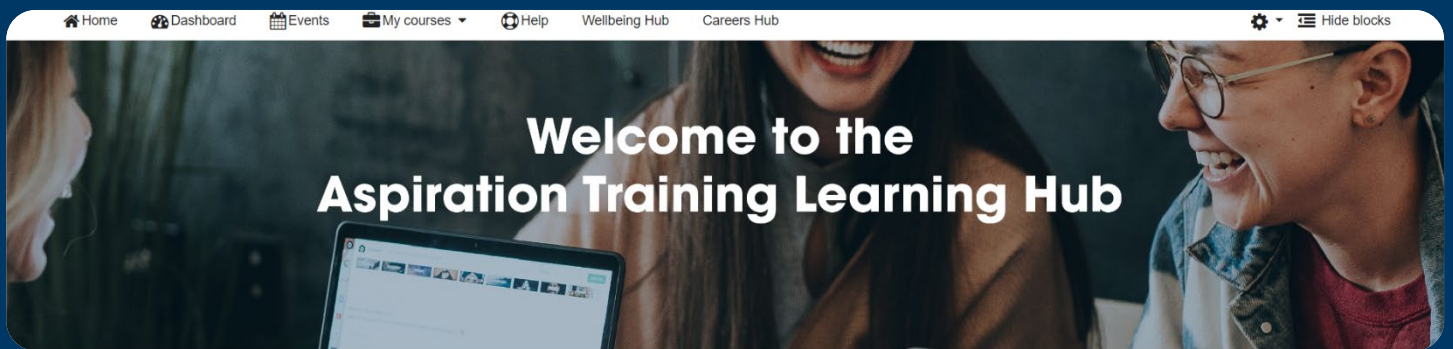


# Aspiration Training Digital Learning Hub

## User Guide for Learners

### How to log in to the Learning Hub



V. 2 2023



**Copyright Notice**

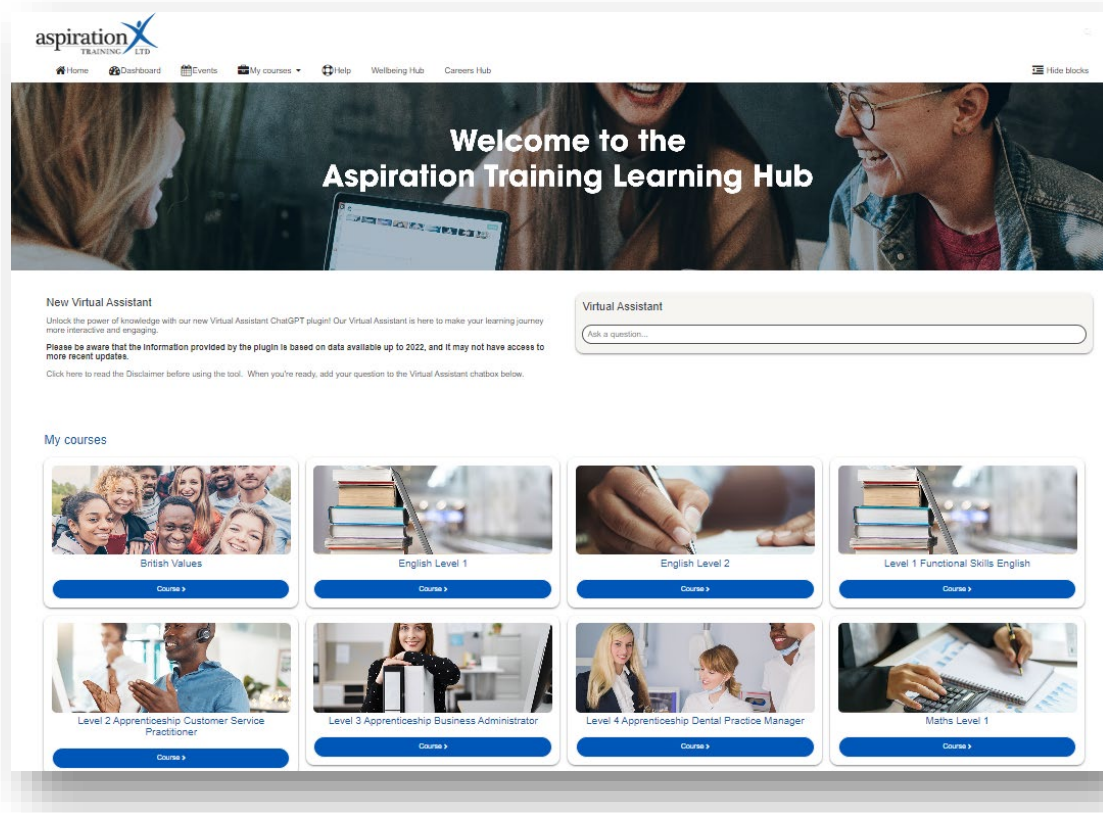
**@ 2023 Aspiration Training Ltd**

**All rights reserved. No part of this publication may be reproduced, distributed, or transmitted in any form or by any means, including photocopying, recording, or other electronic or mechanical methods, without the publisher's prior written permission.**

## Contents

An overview of our Digital Learning Hub.....	4
How to Log in to the Digital Learning Hub .....	5
Troubleshooting log in issues .....	5
I don't have a user account.....	5
I can't remember my username or password .....	6
Clicking the log in button does not log me in .....	7

## An overview of our Digital Learning Hub



Aspiration Training's Digital Learning Hub gives you access to various online resources to support your learning. The Learning Hub contains resources separated into **course sites**, and you may have been given access to one or more course sites, depending on your needs. For example, you may have a course site to support an apprenticeship and another to support the development of your functional skills in Maths.

Aspiration Training's Digital Learning Hub can be found here:-

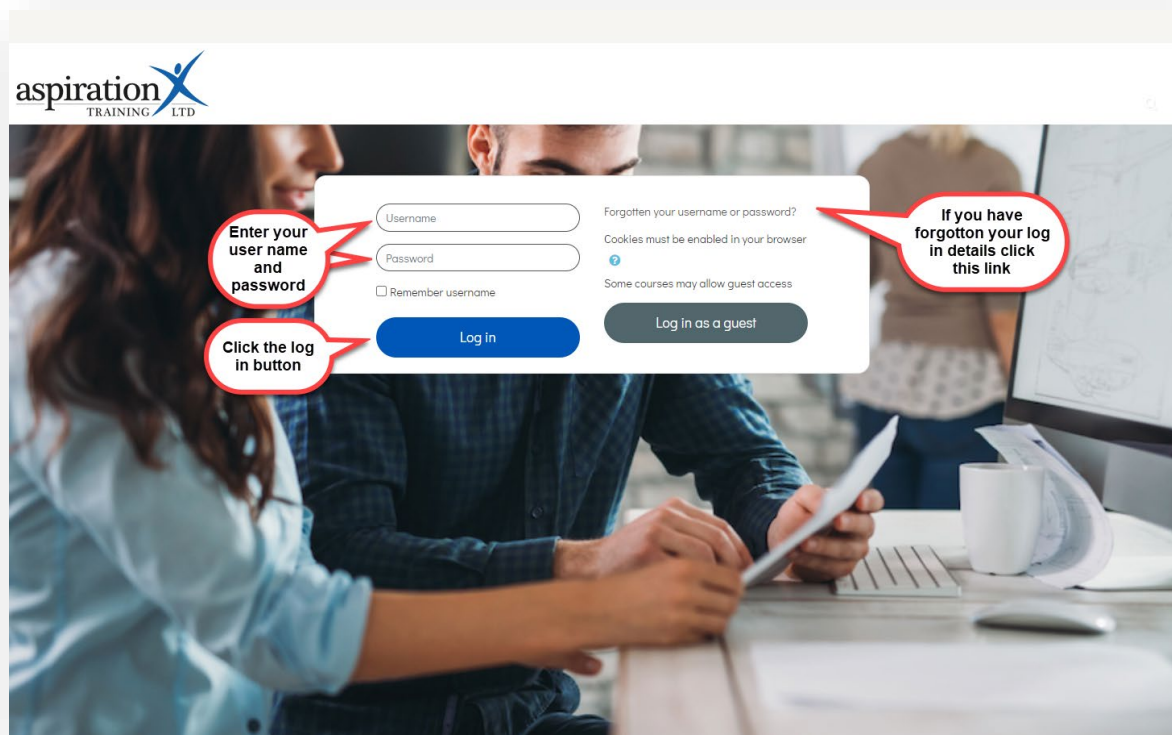
<https://learning.aspirationtraining.com>

Your log in details will be provided to you by your tutor.

For an overview of the Learning Hub, access our online guide - User Guide - Overview of the Digital Learning Hub. Once logged on to the system, a full suite of guides is available to you.

## How to Log in to the Digital Learning Hub

Enter your username and password into the appropriate boxes and click the **Log in** button.



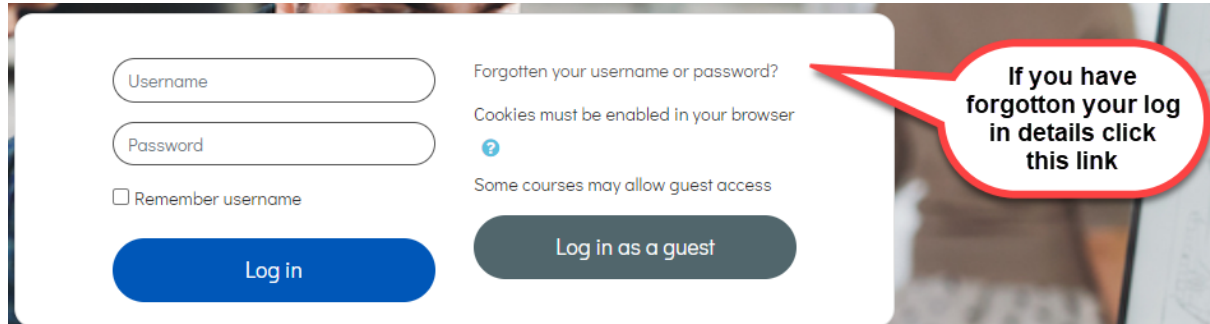
## Troubleshooting log in issues

### I don't have a user account

You should have been notified of your user name and password via email from your course tutor. Check that this email has not gone to your junk folder. If you still do not have login details, contact your course tutor, who can provide the details to you.

## I can't remember my username or password

Click on the link on the home page to **Forgotten your username or password?**



Username

Password

Remember username

[Forgotten your username or password?](#)

Cookies must be enabled in your browser

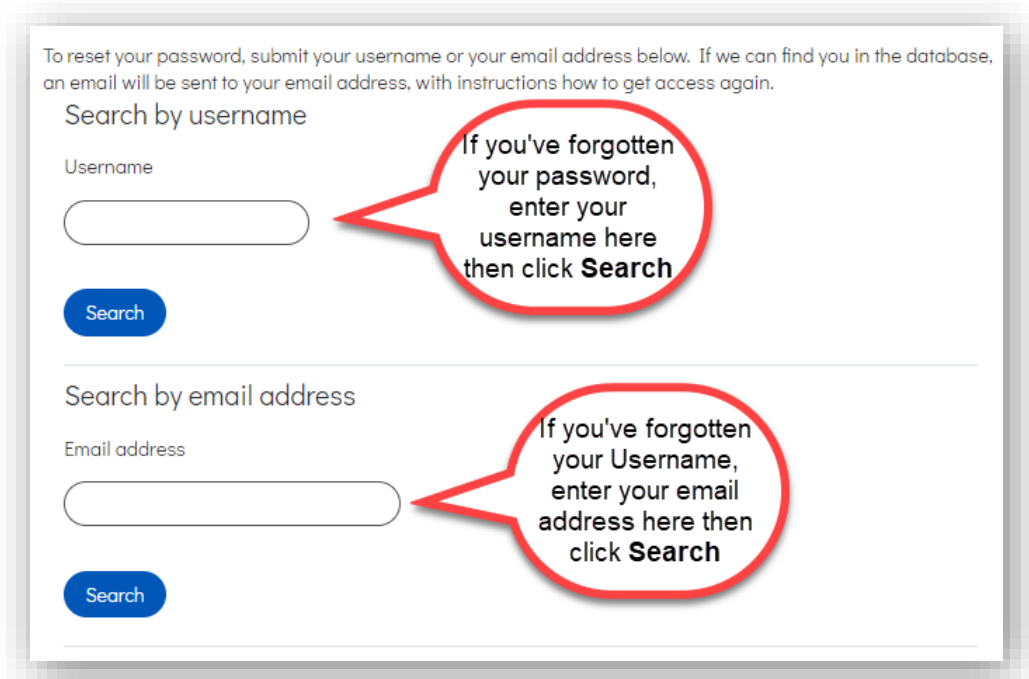
Some courses may allow guest access

[Log in](#) [Log in as a guest](#)

**If you have forgotten your log in details click this link**

Search for your username or email address, then click the **Search** button.

If you cannot remember either, contact your Course Tutor for assistance.



To reset your password, submit your username or your email address below. If we can find you in the database, an email will be sent to your email address, with instructions how to get access again.

**Search by username**

Username

[Search](#)

**If you've forgotten your password, enter your username here then click Search**

**Search by email address**

Email address

[Search](#)

**If you've forgotten your Username, enter your email address here then click Search**

You should now see the following message on your screen:-

If you supplied a correct username or unique email address then an email should have been sent to you.  
It contains easy instructions to confirm and complete this password change. If you continue to have difficulty, please contact the site administrator.

[Continue](#)

You should receive an email from **Admin User (via learning)**. Check your email inbox and your junk mail. Your user name and a link to reset your password should have been provided. Click on the link provided to reset your password.

## Clicking the log in button does not log me in

You need to ensure you have enabled cookies in your browser. Cookies are small text files that will contain small pieces of information like your username and password. It is essential to ensure you enable cookies specifically necessary for this site to log in.

Click on the padlock icon to the left of the website address bar.

Click on the link to **Cookies**.

A new dialogue box will open.

Click on the **Blocked** tab to view all cookies that are blocked on this site

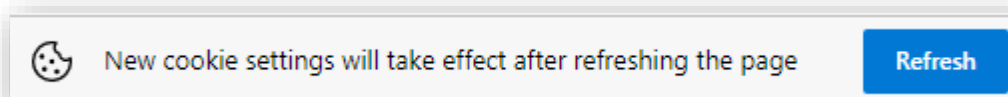
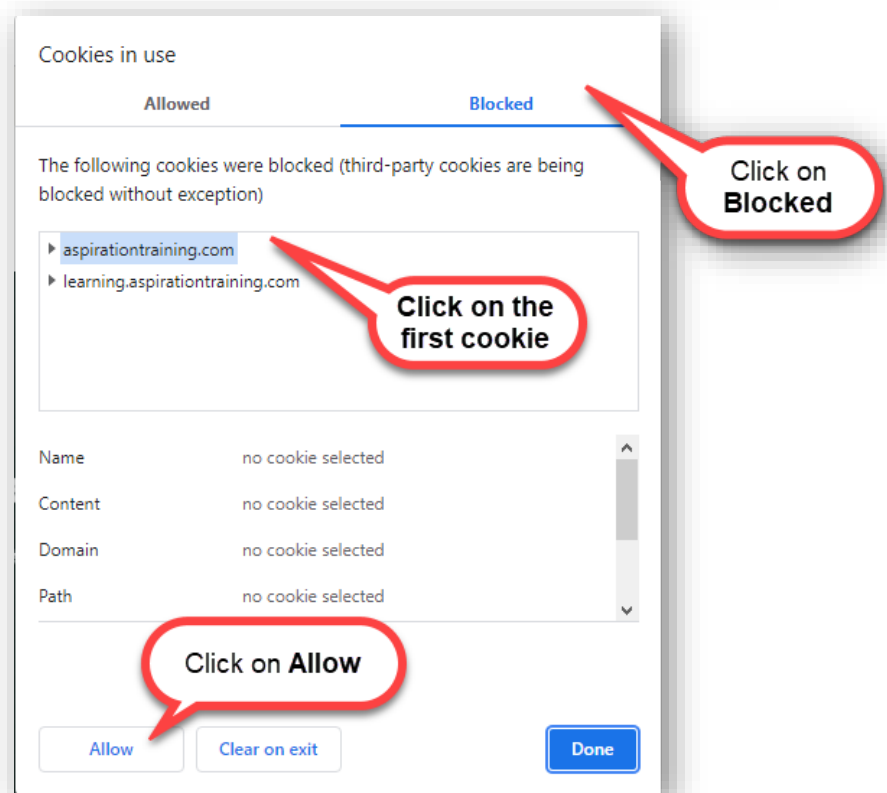
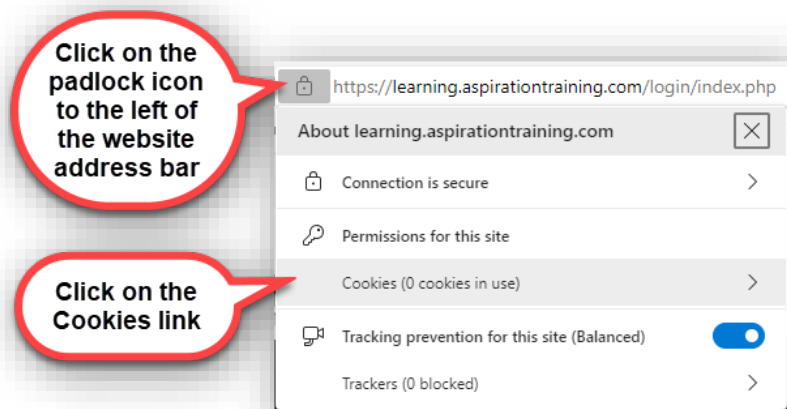
Two cookies are required; aspirationtraining.com and learning.aspirationtraining.com

Click on the first cookie in the list, then click the **Allow** button.

Click on the next cookie and allow that also.

Click **Done**.

A message should appear at the top of the page.



Click **Refresh** and attempt to log in again.