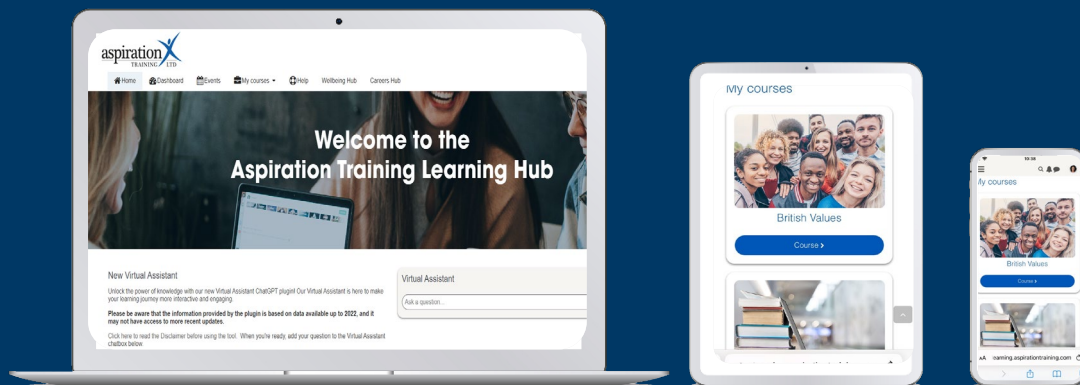


Aspiration Training Digital Learning Hub

User Guide for Learners

Getting started - using the Learning Hub on your pc or mobile device.



Copyright Notice

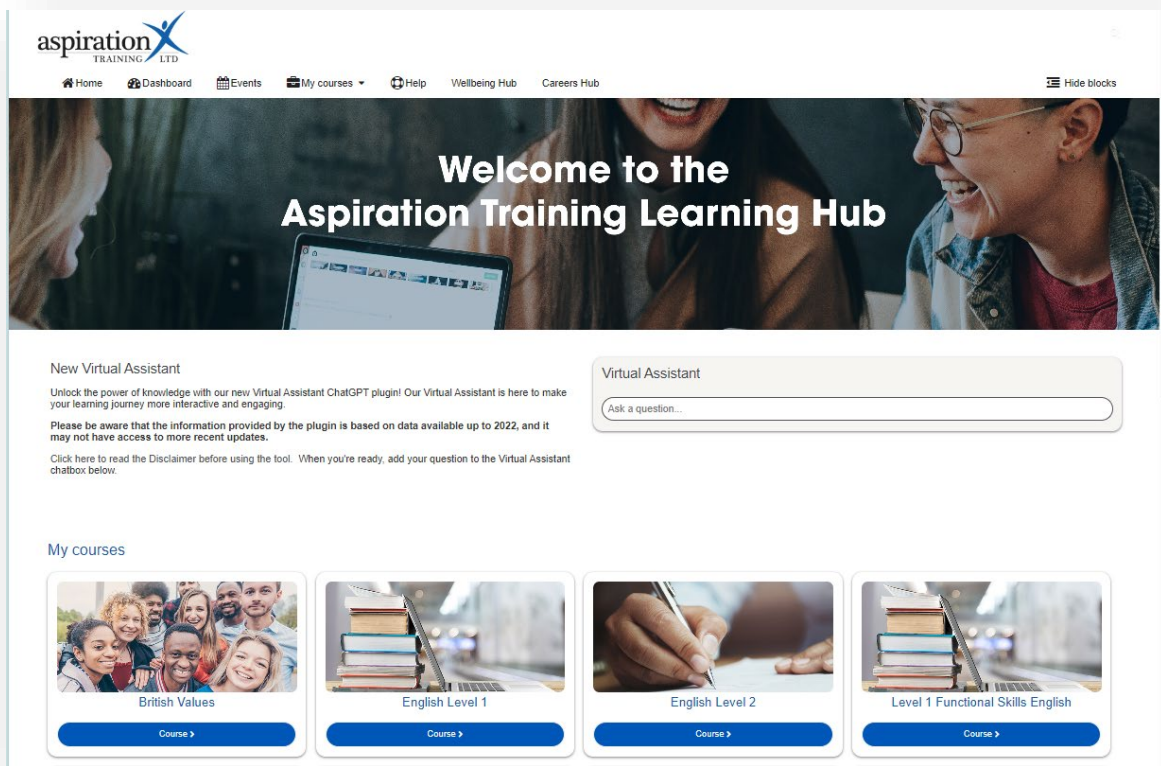
@2023 Aspiration Training Ltd

All rights reserved. No part of this publication may be reproduced, distributed, or transmitted in any form or by any means, including photocopying, recording, or other electronic or mechanical methods, without the publisher's prior written permission.

Contents

An overview of our Digital Learning Hub.....	4
Using the Learning Hub from a pc or laptop	4
Enabling cookies.....	5
Using the Learning Hub on your Mobile.....	6
Installing the Moodle app on Android devices	6
Installing the app on iPhone and iPad	8

An overview of our Digital Learning Hub



Aspiration Training's Digital Learning Hub gives you access to various online resources to support your learning. The Hub contains resources separated into **course sites**, and you may have been given access to one or more course sites, depending on your needs. For example, you may have a site to support an apprenticeship and another to support the development of your functional skills in Maths.

Aspiration Training's Digital Learning Hub can be found here:-

<https://learning.aspirationtraining.com>

Your log in details will be provided to you by your tutor. For help on logging in, please see our guide here - [Learner User Guide - How to Log in.](#)

For an overview of the Learning Hub, access our online guide - [Learner User Guide - Overview of the Digital Learning Hub.](#) Once logged on to the system, a full suite of guides is available to you from the Learning Hub.

Using the Learning Hub from a pc or laptop

To use the Learning Hub, the system requirements are modest. You will need a reliable internet connection and a web browser. Please ensure you have updated to the latest version of your browser to get the best experience. The Learning Hub works best in Chrome and Firefox but is also compatible with Microsoft Edge.

Enabling cookies

You need to ensure you have enabled cookies in your browser. Cookies are small text files that will contain small pieces of information like your username and password. It is essential to ensure you enable cookies specifically necessary for this site to log in.

Click on the padlock icon to the left of the website address bar.

Click on the link to **Cookies**.

A new dialogue box will open.

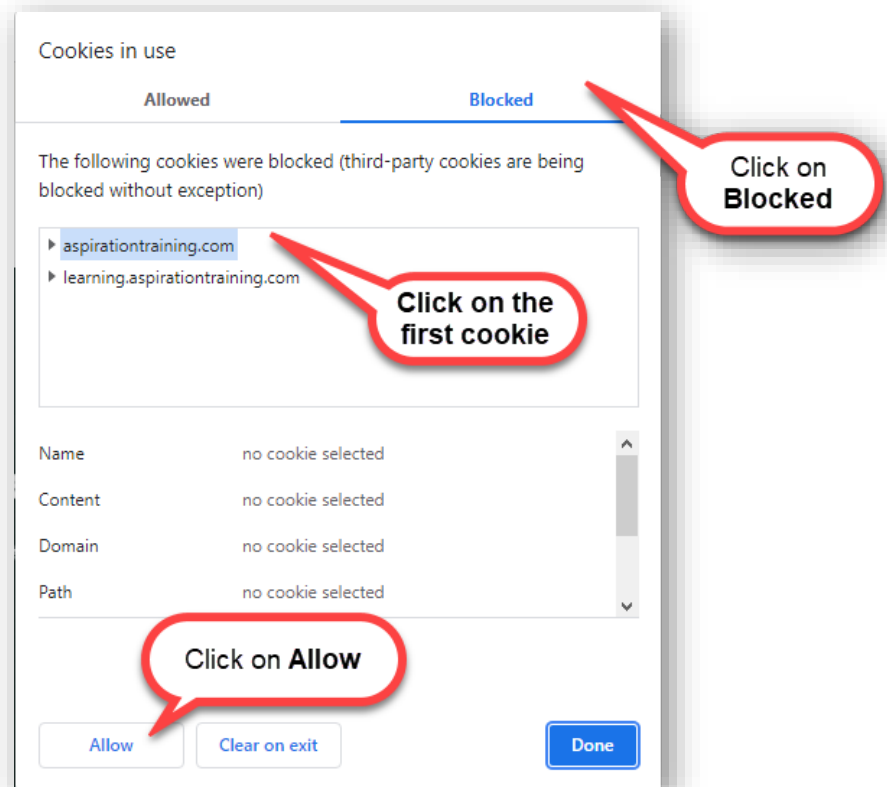
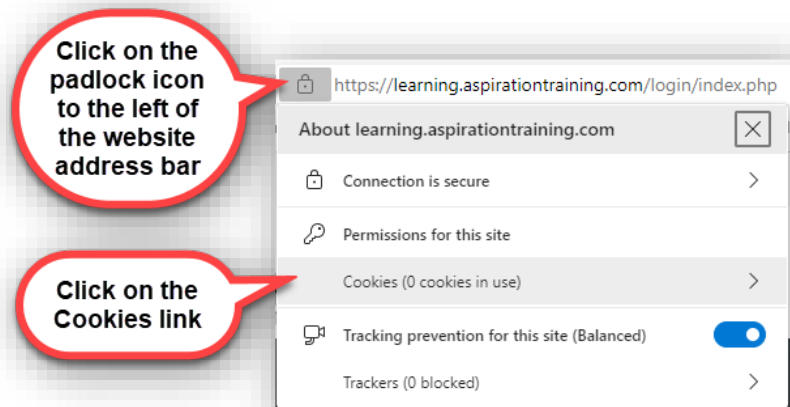
Click on the **Blocked** tab to view all cookies that are blocked on this site

Two cookies are required; aspirationtraining.com and learning.aspirationtraining.com

Click on the first cookie in the list, then click the **Allow** button.

Click on the next cookie and allow that also.

Click **Done**.




Using the Learning Hub on your Mobile

Installing the Moodle app on Android devices


To use the Learning Hub on your mobile, you will need to have installed Android 4.1 or later. To access the Learning Hub on your mobile, go to play store and search for the **Moodle** app.



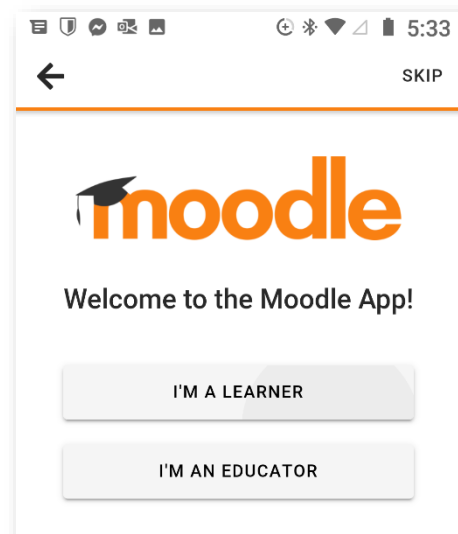
Search for **moodle**, then hit the **Install** button.




Once installed, hit the **Open** button.



Select **I'M A LEARNER**

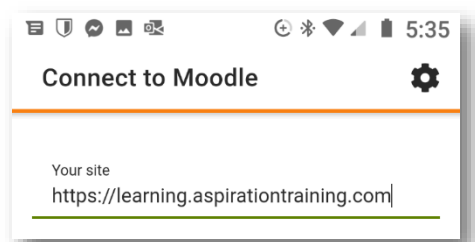


Select **I ALREADY HAVE A MOODLE SITE**




Type in the site address:-

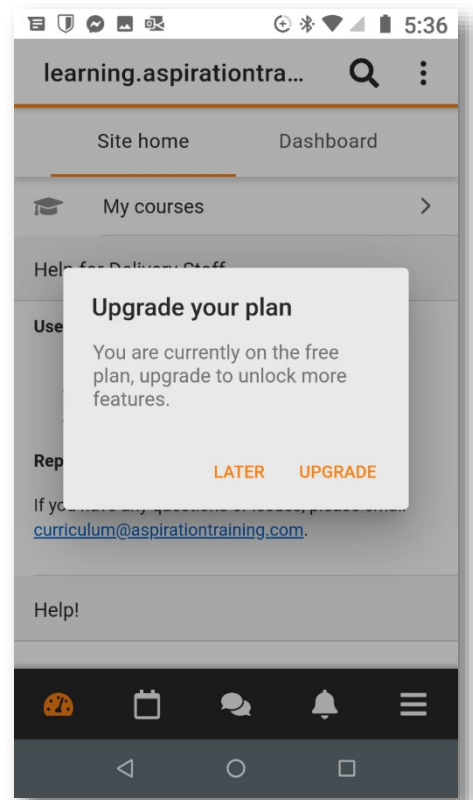
<https://learning.aspirationtraining.com>



Enter your username and password.



You will be asked if you want to upgrade your plan. Select **LATER**. You do not need to buy a plan to use the system.




Installing the app on iPhone and iPad


To use the Learning Hub on your mobile, you will need to have installed iOS version 3.9.5 as a minimum. iOS is the operating system your iPhone uses, and you can check your version by pressing the settings icon > General Settings > About. The software version of your phone should appear. As long as you are using a version higher than 3.9.5, you can use the Learning Hub on your device.



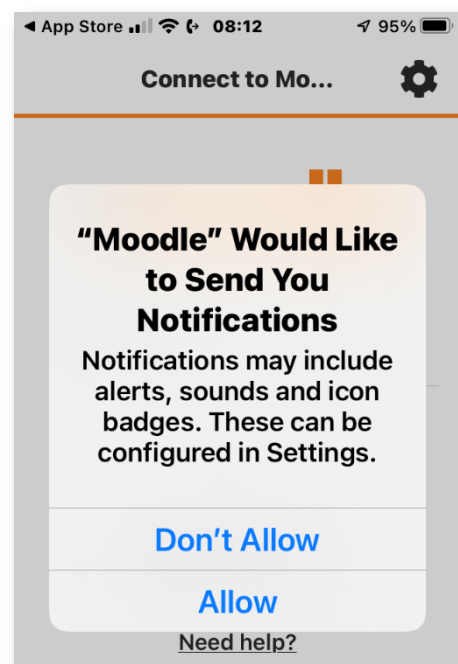
Search for **moodle**, then select the download icon.



Once installed, hit the **Open** button.



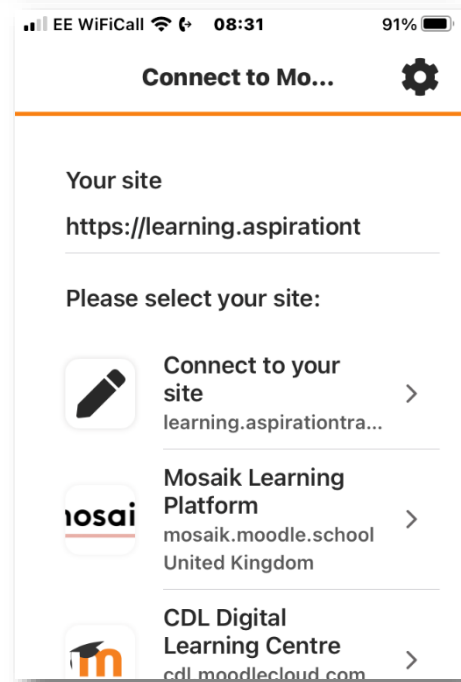
Set your preferences for receiving notifications. If you want to be notified when any badges are awarded, or your assessments are marked, it is good to allow these. You can configure your specific preferences as to which notifications you wish to receive from the app.




Type in the site address:-

<https://learning.aspirationtraining.com>

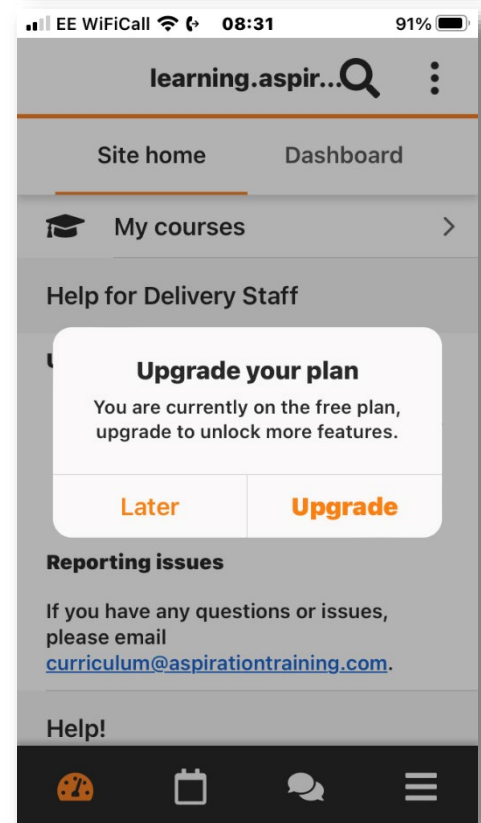
Select **Connect to your site**



Enter your username and password, and then select **Log in**.



You will be asked if you want to upgrade your plan. Select **LATER**. You do not need to buy a plan to use the system.



Tap on **My Courses** to go to your course list.

